

Week 3

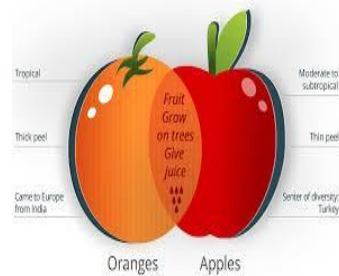
investigation

A test done by a scientist



compare

estimate, measure, or note the similarity or dissimilarity between.



tape measure





An instrument that measures around things






predict

to tell about something in advance of its occurrence by means of special knowledge or inference



<p>ruler</p>	<p>An instrument that indicates how long things are</p>	
<p>balance</p>	<p>A tool that compares how heavy things are</p>	
<p>science tools</p>	<p>Tools that help collect, record and compare information</p>	 <p>Science Tools</p> <p>Directions: Look for Science Tools in each box below. Find the matching name at the bottom of the page and glue them to your Science Journal.</p> <p>thermometer ruler magnet balance scale tweezers microscope measuring tape magnifying lens</p>
<p>measure</p>	<p>Process of using units that are the same size to determine size, weight, area or volume of something</p>	

<p>observe</p>	<p>To gather information by noting facts and occurrences</p>	
<p>measuring cup</p>	<p>A tool used to measure liquids</p>	
<p>hand lens</p>	<p>A hand-held magnifying glass</p>	
<p>thermometer</p>	<p>A tool used to measure temperature.</p>	